


C S U M M E R CHILDREN'S LEADER 2 0 0 2


A NEWSLETTER FOR THOSE WHO LEAD CHILDREN IN THE CONGREGATION.


Letters from
the Front 

 God's Solution to
the Generation Gap

News & Notes 

Bug Safari  In Review

 Making Memory
Verse Wheels

VBS 2003! 

Vol. 9, No. 3
Editor: Sharon Wright
Children's Ministries Director:
Noelene Johnsson

A publication of the
North American Division
Children's Ministries Department
12501 Old Columbia Pike
Silver Spring, MD 20904-6600
(301) 680-6425
www.childmin.com

Children's Sabbath: Hot New Ideas

Across North America, churches will be celebrating Children's Sabbath on October 5. But whenever your church chooses to honor children, you'll want to use the sparkling new *Hand in Hand* materials developed by the North American Division.

The *Hand in Hand* program affirms and involves both children and their teachers during the church service. The suggested sermon, prepared by *Adventist Review* editor William Johnsson, highlights the uniqueness of Jesus' ministry to and teachings about children. Special features like the *Gatekeepers* skit and the *Blessing of the Hands* add a powerful impact.

Support Materials: A full complement of colorful, undated materials can make preparing for your Children's Sabbath a breeze: 12-page program guide (including theme song); advertising posters; postcards to invite families, neighbors, and former members; and buttons for program participants. Order a free sample packet from *AdventSource* while supplies last (800-328-0525), or view the materials online at www.childmin.com/ChildrensSabbath. Act now--limited quantities are available.



Studies indicate that a church will lose all its children when they come to the age of choice--unless adult members get to know the children by name and involve them NOW. Children's Sabbath can be a powerful way to help your church take action to save the children, hand in hand.

"When you take a child by the hand, you take a parent by the heart." By choosing *Hand in Hand* as the theme for a celebration of children, we acknowledge that: 1) Those who lead children by the hand must themselves walk hand in hand with Jesus, 2) Holding hands with parents is the surest way for a church to keep children walking with Jesus, and 3) Walking hand in hand suggests a journey, side by side, in a spirit of love and unity.

Mentoring: God's Solution to the Generation Gap

Before tearing your hair out trying to get juniors and earliteens to study their Sabbath School lesson, try some of these suggestions for mentoring kids:

⇒ *Get excited about God yourself.*

Notice that's get excited about GOD--not about kids, or about the lesson. Because if you think God is pretty neat, you must be spending time daily in prayer and Bible reading. So just widen your prayer to include your kids, praying for each by name. Ask God three times a day to:

- ♦ Open their hearts to Him
- ♦ Rebuke the evil one to depart from them
- ♦ Grant them their prayer requests

⇒ *Form prayer duets.*

A prayer duet is two people praying together once a week at an appointed time, by phone or in person. Prior to the duet meeting, they both prayerfully study the Scripture selection (from their lesson) and listen to what God is trying to tell them through that passage. When the duo meets, they take turns sharing what God was telling them. They also tell what they think He wants them to do about it.

One week later the duo meets again. Each person holds the other accountable for following through on God's assignment. They affirm each other's efforts and perhaps make suggestions if the task was not completed. Pretty soon they can be studying what God is telling them each week and reporting their follow-through from the previous week as well.

To get duets started, just choose two students and operate as the partner for each. Then get them meeting together and reporting to you. When they have established the habit of praying and listening to God, they each choose another partner and double the number of juniors praying and holding each other accountable.

The duos double again after 4-6 weeks, until finally everyone is included.

For a faster start, form a triad with two other teachers. When you all have a feel for triads, each teacher starts two student duets as described above. You may enjoy the triads so much that you will want to keep the teacher triad going while you also encourage the duos. Every Sabbath, ask kids to tell

something good that is happening in their duets and allow them also to report any questions or problems they encounter.

After juniors are well established in listening to God's voice and everyone has a partner, challenge the kids to start similar partnerships with friends from school. They may need to copy the Scripture reference for their unchurched friends. They may need to help them understand the Word of God; they may even confine their prayers to the memory text alone. Remind them that this is about praying and listening to God; kids don't stand in for God by telling others what to do. This could be one of the most successful outreach projects your kids could tackle.

Letters from the Front

I am so impressed with the new Beginner Sabbath School programs! The themes are attractive, the songs are easy to learn; I like having a monthly change and having the children learn the memory verses well during that time. They enjoy doing a craft now and they learn the lesson better by having the whole program based around the story.

The Beginner Bible Study Guides are so neat--we are saving them like books at our home. The artwork is nice, and the interactive suggestions for the stories are so much fun. After several quarters, I'm finally getting around to writing to say how much we parents have been raving about them.

~Fairbanks, Alaska

Mentoring younger children

Responsible juniors and earliteens can make great mentors for younger children. Mentoring might be within the family or with neighborhood children. Or juniors could offer to mentor children from church whose families do not study with them. Mentors might offer to listen to a child read his lesson over the phone. Or they can read the lesson to a child and help her learn the memory verse.

Whichever mentoring project your kids get involved with, it will be easier for them to get into the lesson study if it has been

(continued on page 4)

News & Notes

No-Risk Investment

Remember collecting Worthington or Campbell's Soup labels? The Kellogg Company, producer of Worthington, Loma Linda, Morningstar Farms, and Natural Touch products is now offering a 5-cent rebate for eligible product labels. Watch for details in a mailing from NAD Stewardship (301-680-6432) <http://adventiststewardship.org>.

52 Easy Program Ideas, Year B

If you've enjoyed *52 Easy Program Ideas for Kindergarten*, you'll be glad to know that a new edition is planned for Year B.

Coming Events

♦ *Growing a Family of Grace*: NAD-sponsored Children's Ministries & Family Ministries training conventions will be held **September 12-15, 2002** in Charlotte, NC and **November 7-10, 2002** in San Jose, California. More information online at <http://childmin.com/Events>. Each convention includes a one-day Family Friendly Church track option.

♦ *Mid-America Union Ministries Convention*: Overland Park, Kansas, **September 19-21, 2002**.

♦ *High Impact Volunteer Management Conference*: Monterey, CA, **January 9-10, 2003**. Discover how your church can go from a deficit of volunteers to a surplus in just a year or two. More information online at <http://plusline.org/events>.

♦ *VBS 2003 Training*: Monterey, CA, **January 11, 2003**. Review & Herald invites you to check out S.C.U.B.A., the coolest Vacation Bible School on the block! For more information, contact Julie Lyles at 301-393-3000 (jlyles@rhpa.org).

Job Descriptions

With a new church-office year beginning, you may be wondering just what the Children's Ministries Coordinator or the Adventurer Club Director is REALLY supposed to do. For a complete listing of church positions and their responsibilities, visit <http://childmin.com/Resources>.

Buggy Summer Outreach Wins Support

This year's Bug Safari Vacation Bible School was a winner with parents, teachers and kids, according to responses received so far. (Send us your stories by completing the evaluation online at <http://childmin.com/VBS>.)

This program, published jointly by Review & Herald and Group Publishing, left kids certain about God's love--and excited about bugs.

If your church conducted a VBS using Bug Safari (or any other program), let us know by



This colorful ant was created by Gina Ciupitu, Hot Springs, AR.

Madras Primaries Respond to New Guinea

The primary Sabbath School class at the Madras, OR, Seventh-day Adventist Church turned in the first check for the Papua New Guinea GraceLink project (described in the last issue of the *Children's Leader*).

Hearing that many village children in Papua New Guinea have nobody to read them the Sabbath School lesson (few parents are able to read), the Madras class wanted to help. So they set about raising money for a hand-operated tape player, one that children can operate by turning a handle so they can learn the lesson for themselves.

First the class decided to contribute the pennies that they'd been collecting for just such a special project--a total of \$13.75. Then they collected cans and bottles for recycling. That turned out to be worth \$16.25, the exact amount needed to complete the \$30 purchase price for the special, manually operated tape recorder! Primary leader Linda Chancellor was especially impressed by that detail--"The kids received a blessing in knowing that God brought about such a miracle for them."

If your class would like to participate, send your contributions marked "PNG GraceLink project" to the address on page 1.

visiting <http://childmin.com/VBS>.

Complete your report online or print out a copy to send to your conference. Reports completed online will be forwarded to your conference. Local church reports are due now.

Here's what people have to say about their experience with Bug Safari:

◆ We had a little boy at our VBS who was developmentally delayed. His mother was thrilled that the work in the Bible Book was something that he could do, and it really boosted his self esteem.



Also, our 86-year-old Exploration Station leader loved the whole VBS program. She even participated in the motions to all of the songs. She said it was the best VBS program that she had ever seen, and she has seen many during her lifetime! ~*Georgia-Cumberland Conference*

◆ We have not had a VBS program in our church for 4 years. No one had planned on doing one this year either. . .

From the beginning, I was impressed with the number of 150 kids. When I told people my goal, they couldn't believe it. We started planning in April. By the end of June, we had over 50 adult/youth volunteers!

We had 149 kids attend Bug Safari with an average of 115 per night. It was incredible. We had a special Sabbath School closing program. The church has never been so full! We had someone in the audience stand up in the middle of the program and tell everyone that they have never seen anything like it.

Every single adult/youth that helped is

When we teach a Bible story to children (especially the younger ones), we can't possibly teach them every lesson or aspect that the passage has to offer.

Why not? Well, you may have had a conversation with your boss that included four positive statements and one negative one. Which stuck with you the most?

This demonstrates the importance of being intentional about choosing positive themes for teaching children.



The Kuna, ID Bug Safari featured these ladybug crawl-boxes and larger-than-life flowers.

already excited for next year.

Each of them stated that they received an incredible blessing and that they had a great time. The kids were disappointed when the program was over. They wanted to invite more friends! No one can stop talking about it. The kids can't stop singing the songs and saying "Awesome!" They know every Bible point and story.

We truly believe we were so successful because of prayer. Our prayer team prayed for weeks before the program and daily during the program. You could tell the Lord was completely in control and He blessed us! Out of 149 kids, more than 55 indicated that they did not attend any church. AWESOME!

~*Rocky Mountain Conference*

◆ The first night, an auntie brought her two nieces and nephew--it was the first time they had ever been to church. When she took them home, the 5-year-old boy ran to his daddy with his hands folded. As he closed his eyes he said, "Daddy, Daddy, I learned how to pray!"

~*Texico Conference*

◆ Kids were singing "He's a Big Big God" EVERYWHERE. The message of God's love came through loud and clear, and we had quite a few non-Adventist kids visit. We've made new friends!

~*Central California Conference*

◆ The leaders' manuals had everything! Other than collecting your supplies, they gave you everything to say and how to decorate. It was great! The Ladybug Landing Leader couldn't say enough good things about her program.

~*Dakota Conference*

Making Memory Verse Wheels

In the last issue of the *Children's Leader*, we suggested saving the GraceLink student guides each quarter so that children could use them to make memory verse aids.

Using heavy paper (or a manila folder), trace around a large dinner plate to make two big circles. Add small tab to the top circle as shown, to use as a handle. Cut out a three-inch rectangle from the edge of the top circle.



If You Liked Bug Safari, You'll Love SCUBA!

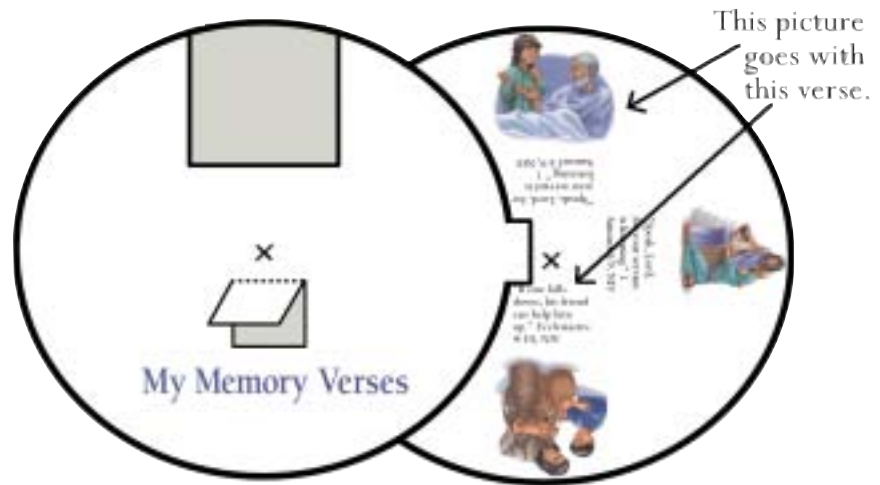
Meet the new VBS 2003: Super Cool Undersea Bible Adventure (SCUBA) is an exciting, fun-filled, Bible-based program your kids will love. You can hear the crashing waves! You can smell the salt air. And the sand under your toes is warm and soft. So grab your gear, slip on your flippers and get ready to immerse yourself in this amazing underwater world. Kids, teenagers, and adults will have oceans of fun on this VBS, going deeper into God's Word.

Kids will dive into awesome Bible adventures, like Elijah on Mount Carmel, or Jesus calming the storm and dying on the cross to rise again. They'll discover how to

- ♦ *believe in God* with **Ace** the fish,
- ♦ *obey God* through **Squirt** the whale,
- ♦ *trust God* (meet **Tank** the turtle),
- ♦ *love God* like **Pearl** the oyster,
- ♦ *share God's love* with **Starla** the starfish.

The material is swimming with great ideas your whole team will jump into willingly. The music is upbeat as usual (a more traditional version is being developed). The sugar level has dropped markedly in the snacks, and the amazing crafts are bound to dazzle kids everywhere.

Ask your conference director about training events for SCUBA. Review & Herald has planned a one-day session in Monterey, CA (see Coming Events). This seminar will take you through a day in the VBS program and provide exciting tips to make your Vacation Bible School both easy and effective.



Make a two-inch window (cut three sides only, as shown) near the center of the top circle.

From the student guide, cut out each memory verse and a picture to jog the child's memory. Beginners--use the pictures and verses found on the outside back cover of the quarterly. Kindergartners--use the memory verse that appears at the beginning of each lesson and the picture on the right side of the page (trim to fit the space). Primaries--cut out the memory verse scroll for each week's lesson and part of a picture from the lesson.

Paste the picture so that it will be visible through the top cut-out, and the memory verse so that you can see it when you open the bottom window. Note positions shown on diagram. Secure the two circles over one another with a brass fastener.

Kids look at the picture and try to say the memory verse that matches it. They lift the window to see if they were correct.

(Mentoring, continued from page 2)

introduced at church first. That way they will feel that they know something about the lesson before they begin.

Tips for Mentors

- ♦ Duets and mentoring may work with some older primaries, but they will need lots more time and help to get going.
- ♦ Mentors need to make friends with the child's parents.
- ♦ Mentors do not meet one on one with a child without other people around.

For more information on mentoring, order *Thanks For Your Help*, a colorful brochure designed to affirm and inform teens who help mentor children. Available from AdventSource (catalog #024103, \$0.30 each)--order online at <http://adventsource.org/children> or phone 800-328-0525.

Children's Ministries Department
North American Division
General Conference of Seventh-day Adventists
12501 Old Columbia Pike
Silver Spring, MD 20904

